



PROCEEDINGS OF THE

26th International Symposium
on Analytical and Environmental Problems

Szeged, Hungary
November 23-24, 2020



University of Szeged

Edited by:

Tünde Alapi

Róbert Berkecz

István Ilisz

Publisher:

University of Szeged, H-6720 Szeged, Dugonics tér 13,
Hungary

ISBN 978-963-306-771-0

2020.

Szeged, Hungary

***The 26th International Symposium on Analytical and
Environmental Problems***

Organized by:

SZAB Kémiai Szakbizottság Analitikai és Környezetvédelmi Munkabizottsága

Supporting Organizations

*Institute of Pharmaceutical Analysis, University of Szeged
Department of Inorganic and Analytical Chemistry, University of Szeged*

Symposium Chairman:

István Ilisz, DSc

Honorary Chairman:

Zoltán Galbács, PhD

Organizing Committee:

István Ilisz, DSc

professor of chemistry

University of Szeged, Institute of Pharmaceutical Analysis

Tünde Alapi, PhD

assistant professor

University of Szeged, Department of Inorganic and Analytical Chemistry

Róbert Berkecz, PhD

assistant professor

University of Szeged, Institute of Pharmaceutical Analysis

Scientific Committee:

István Ilisz, DSc

Tünde Alapi, PhD

Róbert Berkecz, PhD

Daniela Sojic Merkulov, PhD

associate professor

*University of Novi Sad, Faculty of Sciences, Department of Chemistry, Biochemistry and
Environmental Protection*

DETECTION OF THE EFFICIENCY OF ENZYMATIC AND FERMENTATION PROCESSES BY DIELECTRIC MEASUREMENT

Tamás Kovács¹, Cecília Hodúr¹, Zoltán Jákói¹, Sándor Beszédes¹

¹ *Department of Process Engineering, University of Szeged, H-6725 Szeged, Moszkvai krt. 9, Hungary
e-mail: kovacstomi16@gmail.com*

Abstract

In my work I wanted to investigate, whether measuring dielectric parameters is a proper method to detect the changes during enzymatic hydrolysis and fermentation processes. Besides I wanted to investigate, how the different types of microwaves pre-treatments affected the amount of produced RS content. The results shows that measuring the dielectric constant (ϵ') is rapid and easy method to detect the changes during enzymatic and fermentation processes. As for the microwave pre-treatment, more reducing sugar were produced with 500 W 1 minute, but the rate of the hydrolysis was higher during 250 W 2 minutes treatment.

Introduction

In the last few decades the importance of using renewable energy sources is increasing. One of the most important source is biomass, because it can be utilized in many ways. One of them are the different types of biofuels, such as bioethanol and biodiesel. Bioethanol can be made of different types of plants, with high carbohydrate contents, for example corn. [1] In my work I used a type of corn cob, which has high cellulose content. The problem with cellulose is that yeasts cannot utilize that. To solve that problem, it has to be degraded in enzymatic hydrolysis. After that, there are lots of glucose molecules that can be utilized by yeasts, so they can produce ethanol during their fermentation.

Experimental

The material with high cellulose content from corn cob was Cobex EU-GRITS. For the enzymatic degradation I used Cellic Ctec2 enzyme blend. The reducing sugar content of samples were measured by spectrophotometric reducing sugar assay (DNSA method). For the microwave pre-treatments Labotron 500 professional equipment operated at a frequency of 2450 MHz with two power level (250 W and 500W) was used in continuous irradiation operation mode. For dielectric measurement a DAK-3.5 (SPEAG, Switzerland) dielectric probe connected to ZVL3 (Rohde&Schwarz, Germany) type Vector Network Analyzer was used in a frequency range of 200 MHz to 2400 MHz.

Results and discussion

In the first parts of the work, I measured the dielectric parameters (dielectric constant and dielectric loss factor) during the enzymatic hydrolysis of grits (GM16). Since the suspension is an aqueous medium, its dielectric behaviour is similar to how water behaves in electromagnetic field.

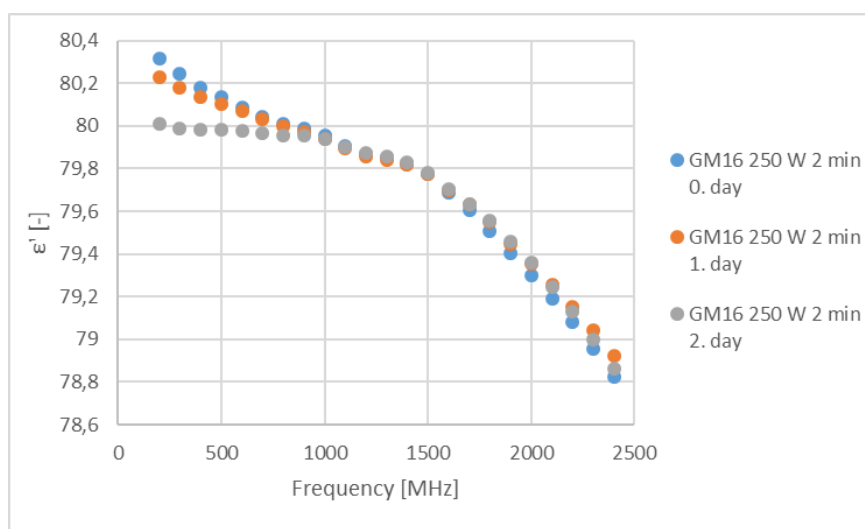


Figure 1. Correlation between dielectric constant and frequency

As Fig.1 shows the dielectric constant is decreased with increasing frequencies. This happened, because the dipoles are not able to follow up the rapid variation of the applied electromagnetic field. [2] The dielectric loss factor is increased with increasing frequencies. The results showed that the dielectric loss factor measured in consecutive days at a given frequency cannot be told apart. As for the dielectric constants of consecutive days at given frequency can be told apart, especially in the frequency range 200 MHz-800 MHz and 2200 MHz-2400 MHz.

Measuring of dielectric constant to detect changes was also effective during fermentation processes.

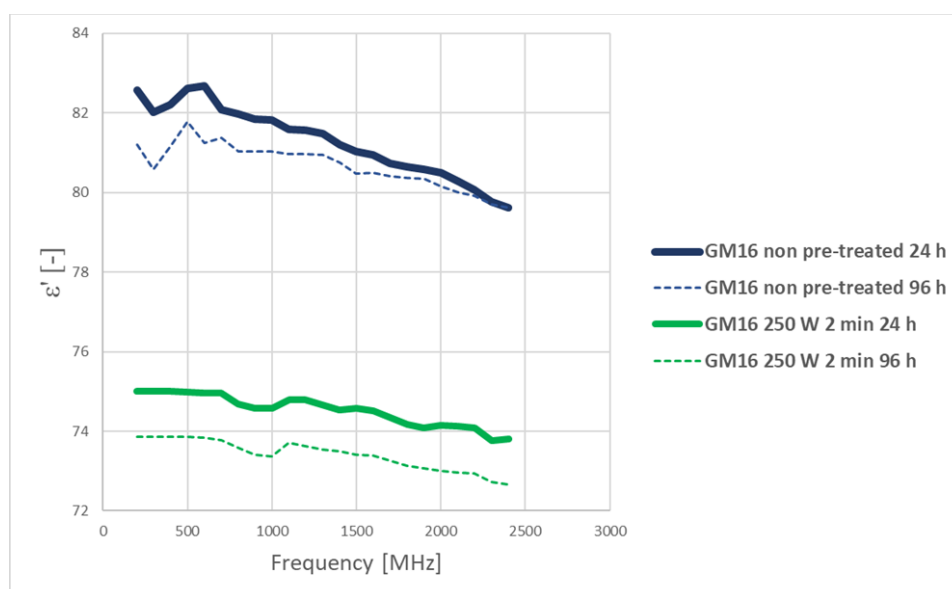


Figure 2. Change of the dielectric constant values of two different types of samples during fermentation process

The result showed that dielectric constant decreased as time progressed (Fig.2). It is because the concentration of ethanol increasing as time progresses, and ethanol's dielectric constant is less, than water's. [3] The dielectric constant values measured in the non-pre-treated samples were higher, than in the samples, which was pre-treated with microwave. This happened, because in the pre-treated samples more reducing sugar were produced because of the treatment,

and there were more fermentable sugar, so more ethanol have been produced by yeasts. It also can be seen that the dielectric constant is decreasing with increasing frequencies. Since these suspensions are also aqueous mediums, their dielectric behaviour is very similar to water's dielectric behaviour.

As for the microwave pre-treatment, the results show that more reducing sugar were produced with 500 W 1 minute, but the rate of the hydrolysis was higher during the beginning of 250 W 2 minutes treatment (Fig.3). The reason behind this is simple, the higher power altered the cellulose-hemicellulose system more than the 250 W 2 minutes pre-treatment, so the samples could have been hydrolysed more by the enzyme.

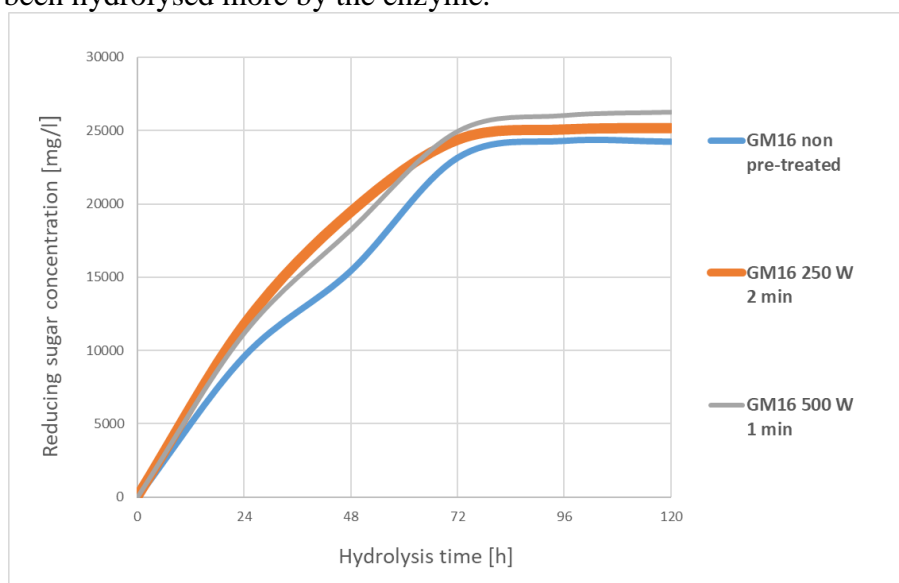


Figure 3. Glucose yields after different types of microwave pre-treatments

Conclusion

My results verified that measuring dielectric parameters (especially dielectric constant) is a proper and easy way to detect the chemical change of the biomass during enzymatic and fermentation processes. The results also verified that more reducing sugar were produced with high power short time microwave pre-treatment, but the rate of the hydrolysis was higher during the beginning of 250 W 2 minutes treatment.

Acknowledgements

The authors are grateful for the financial support provided by the projects EFOP-3.6.2- 16-2017- 00010 – RING 2017; and National Office for Research, Development and Innovation - NKFIH, K115691.

References

- [1] Balat M., Balat H., Öz C. (2008): *Progress in bioethanol processing*, Progress in Energy and Combustion Science 34 551–573
- [2] Onimisi M. Y.; Ikyumbur J. T. (2015): *Computation of dielectric constant and loss factor of water and dimethylsulphoxide from 0.1 to 13 GHz*, Scientific Review, Vol. 1, No. 4, pp: 79-85
- [3] https://depts.washington.edu/eoopic/linkfiles/dielectric_chart%5B1%5D.pdf